

SPECIMEN

# Poast<sup>®</sup>

## herbicide

**Active Ingredient:**

Sethoxydim: 2-[1-(ethoxyimino)butyl]-5-[2-(ethylthio)propyl]-3-hydroxy-2-cyclohexen-1-one\* ..... 18.0%

**Inert Ingredients:** ..... 82.0%

**Total:** ..... 100.0%

\*Equivalent to 1.5 pounds of sethoxydim per gallon

EPA Reg. No. 7969-58

EPA Est. No. \_\_\_\_\_

**KEEP OUT OF REACH OF CHILDREN.  
WARNING/AVISO**

Si usted no entiende la etiqueta, busque a alguien para que se la explique a usted en detalle.  
(If you do not understand this label, find someone to explain it to you in detail.)

**In case of an emergency endangering life or property involving this product, call day or night 1-800-832-HELP (4357).**

See inside booklet for complete **First Aid, Precautionary Statements, Directions For Use, Conditions of Sale and Warranty**, and state-specific crop and/or use site restrictions.

**Net contents:** \_\_\_\_\_

BASF Corporation  
Agricultural Products  
26 Davis Drive  
Research Triangle Park, NC 27709

## FIRST AID

<b>If in eyes</b>	<ul style="list-style-type: none"><li>• Hold eye open and rinse slowly and gently with water for 15-20 minutes.</li><li>• Remove contact lenses, if present, after first 5 minutes, then continue rinsing eye.</li><li>• Call a poison control center or doctor for treatment advice.</li></ul>
<b>If on skin or clothing</b>	<ul style="list-style-type: none"><li>• Take off contaminated clothing.</li><li>• Rinse skin immediately with plenty of water for 15-20 minutes.</li><li>• Call a poison control center or doctor for treatment advice.</li></ul>
<b>If swallowed</b>	<ul style="list-style-type: none"><li>• Call a poison control center or doctor immediately for treatment advice.</li><li>• Have person sip a glass of water if able to swallow.</li><li>• <b>DO NOT</b> induce vomiting unless told to do so by a poison control center or doctor.</li><li>• <b>DO NOT</b> give anything by mouth to an unconscious person.</li></ul>
<b>If inhaled</b>	<ul style="list-style-type: none"><li>• Move person to fresh air.</li><li>• If person is not breathing, call 911 or an ambulance, then give artificial respiration, preferably by mouth-to-mouth, if possible.</li><li>• Call a poison control center or doctor for further treatment advice.</li></ul>

## HOT LINE NUMBER

Have the product container or label with you when calling a poison control center or doctor or going for treatment. You may also contact BASF Corporation for emergency medical treatment information: 1-800-832-HELP (4357).

## Precautionary Statements

### Hazard to Humans and Domestic Animals WARNING

Causes substantial but temporary eye injury. **DO NOT** get into eyes or on clothing. Harmful if swallowed.

### Personal Protective Equipment (PPE)

Some materials that are chemically resistant to this product are listed below. For more options, refer to **Category G** on an EPA chemical-resistance category selection chart.

### Applicators and other handlers must wear:

- Coveralls over short-sleeved shirt and short pants
- Chemical-resistant gloves, such as barrier laminate or viton  $\geq 14$  mils
- Chemical-resistant footwear plus socks
- Protective eyewear
- Chemical-resistant headgear for overhead exposure
- Chemical-resistant apron when cleaning equipment, mixing, and loading

Discard clothing and other absorbent materials that have been drenched or heavily contaminated with this product's concentrate. **DO NOT** reuse them. Follow manufacturer's instructions for cleaning/maintaining PPE. If no such instructions for washables, use detergent and hot water. Keep and wash PPE separately from other laundry.

### Engineering Controls Statement

When handlers use closed systems, enclosed cabs, or aircraft in a manner that meets the requirements listed in the Worker Protection Standard (WPS) for agricultural pesticides [40 CFR 170.240(d)(4-6)], the handler PPE requirements may be reduced or modified as specified in the WPS.

## User Safety Recommendations

### Users should:

- Wash hands before eating, drinking, chewing gum, using tobacco, or using the toilet.
- Remove clothing immediately if pesticide gets inside. Then wash thoroughly and put on clean clothing.
- Remove PPE immediately after handling this product. Wash the outside of gloves before removing. As soon as possible, wash thoroughly and change into clean clothing.

### Environmental Hazards

This product is toxic to aquatic organisms. For terrestrial uses, **DO NOT** apply directly to water or to areas where surface water is present or to intertidal areas below the mean high water mark. **DO NOT** contaminate water when disposing of equipment washwaters.

### Endangered Species Concerns

The use of any pesticide in a manner that may kill or otherwise harm an endangered species or adversely modify their habitat is a violation of federal law. This pesticide is toxic to vascular plants and should be used strictly in accordance with drift precautions on this label in order to minimize off-site exposures.

## Directions For Use

It is a violation of federal law to use this product in a manner inconsistent with its labeling. **DO NOT** apply this product in a way that will contact workers or other persons, either directly or through drift. Only protected handlers may be in the area during application. For any requirements specific to your state or tribe, consult the agency responsible for pesticide regulation.

Unless otherwise stated in supplemental labeling, all applicable directions, restrictions and precautions are to be followed. This labeling must be in the user's possession during application.

## Agricultural Use Requirements

Use this product only in accordance with its labeling and with the Worker Protection Standard, 40 CFR part 170. This standard contains requirements for the protection of agricultural workers on farms, forests, nurseries, and greenhouses, and handlers of agricultural pesticides. It contains requirements for training, decontamination, notification, and emergency assistance. It also contains specific instructions and exceptions pertaining to the statements on this label about personal protective equipment (PPE) and restricted-entry interval. The requirements in this box only apply to uses of this product that are covered by the Worker Protection Standard.

**DO NOT** enter or allow worker entry into treated areas during the restricted-entry interval (REI) of **12 hours**.

PPE required for early entry to treated areas that is permitted under the Worker Protection Standard and that involves contact with anything that has been treated, such as plants, soil, or water, is:

- Coveralls over short-sleeved shirt and short pants
- Chemical-resistant gloves such as barrier laminate, nitrile rubber  $\geq$  14 mils, neoprene rubber  $\geq$  14 mils, or viton  $\geq$  14 mils
- Chemical-resistant footwear plus socks
- Protective eyewear
- Chemical-resistant headgear for overhead exposure

## Storage and Disposal

**DO NOT** contaminate water, food, or feed by storage or disposal.

**Pesticide Storage: DO NOT** store below 32° F or above 100° F. Store in a dry place away from heat or open flame. Avoid contamination of feed or foodstuffs.

**Pesticide Disposal:** Pesticide wastes are toxic. Wastes resulting from this product may be disposed of on site or at an approved waste disposal facility. Improper disposal of excess pesticide, spray mix, or rinsate is a violation of federal law. If these wastes cannot be disposed of according to label instructions, contact the state agency responsible for pesticide regulation or the Hazardous Waste representative at the nearest EPA Regional Office for guidance.

## Container Disposal:

**Plastic Containers:** Triple rinse (or equivalent). Then offer for recycling or reconditioning, or puncture and dispose of in a sanitary landfill, or incineration, or if allowed by state and local authorities, by burning. If burned, stay out of smoke.

## Bulk/Mini-bulk Containers:

Refillable/reusable containers should be returned to the point of purchase for cleaning and refilling.

## In Case of Emergency

In case of large-scale spillage regarding this product, call:  
CHEMTREC 1-800-424-9300  
BASF Corporation 1-800-832-HELP (4357)

In case of medical emergency regarding this product, call:

- Your local doctor for immediate treatment.
- Your local poison control center (hospital).
- BASF Corporation 1-800-832-HELP (4357).

## Steps to be taken in case material is released or spilled:

Wear the personal protective equipment specified on this label. Recover the material for reuse according to label whenever possible. Cover the liquid with an absorbent material (such as pet litter). Sweep up and place in an appropriate container for disposal. Remove and wash clothing and personal protective equipment prior to re-use. Keep the spill out of all sewers and open bodies of water.

## I. General Information

**Poast® herbicide** is a selective, broad spectrum, postemergence herbicide for control of annual and perennial grass weeds. **Poast** does not control sedges or broadleaf weeds. Essentially, all grass crops, such as sorghum, corn, small grains, and rice, as well as ornamental grasses, such as turf (except Creeping Red, Chewings, and Hard Fescue), are susceptible to **Poast**.

## Mode of Action

**Poast** rapidly enters the target weed through its foliage and translocates throughout the plant. The effects range from slowing or stopping growth (generally within 2 days), to foliage reddening and leaf tip burn. Subsequently, foliage burnback may occur. These symptoms will generally be observed within 3 weeks depending on environmental conditions.

## Crop Tolerance

All labeled crops are tolerant to **Poast** at all stages of growth.

## Herbicide Resistance

Repeated use of **Poast** (or similar postemergence grass herbicides with the same mode of action) may lead to the selection of naturally occurring biotypes with resistance to these products. If poor performance cannot be attributed to adverse weather conditions or improper application methods, a resistant biotype may be present. Consult your local representative or agricultural advisor for assistance.

## Irrigation

In irrigated areas, it may be necessary to irrigate before treatment to ensure active weed growth.

## Cultivation

**DO NOT** cultivate within 5 days before or 7 days after applying **Poast**. Cultivating 7 days or later after treatment may help provide season-long control.

## Cleaning Spray Equipment

Clean spray equipment thoroughly using a strong detergent or commercial sprayer cleaner according to the manufacturer's directions before and after applying this product.

---

## II. Application Instructions

---

Applications can be made to actively growing weeds as aerial, broadcast, band, or spot spray applications at the rates and growth stages listed in **Tables 1, 2 and 3**, unless instructed differently in section **VI. Crop-Specific Information**. The most effective control will result from making postemergence applications of **Poast® herbicide** early, when weeds are small. Delaying application permits weeds to exceed the maximum size stated and may prevent adequate control.

Apply **Poast** to the foliage of grasses uniformly and completely because large leaf canopies shelter smaller weeds and can prevent adequate spray coverage. **DO NOT** spray to the point of runoff.

## Spray Drift Management

### General Information Pertaining to Aerial and Ground Applications

Make aerial or ground application when the wind velocity favors on-target product deposition. Apply only when the wind speed is less than or equal to 10 mph. For all non-aerial applications, wind speed must be measured to the application site on the upwind side immediately prior to application. **DO NOT** make aerial or ground applications into areas of temperature inversions. Inversions are characterized by stable air and increasing distance above the ground. Mist or fog may indicate the presence of an inversion in humid areas. When permissible by local regulations, the applicator may detect the presence of an inversion by producing smoke and observing a smoke layer near the ground surface.

All aerial and ground application equipment must be properly maintained and calibrated using appropriate carriers.

### Aerial Application Methods and Equipment

Avoiding spray drift at the application site is the responsibility of the applicator. The interaction of many equipment- and weather-related factors determine the potential for spray drift. The applicator and the grower are responsible for considering all these factors when making decisions.

**DO NOT** apply under circumstances where possible drift to unprotected persons, to food, forage, or other plantings that might be damaged, or crops thereof rendered unfit for sale, use or consumption can occur.

The following drift management requirements must be followed to avoid off-target drift movement from aerial applications to agricultural field crops. These requirements **DO NOT** apply to forestry applications, public health uses or to applications using dry formulations.

1. The distance of the outermost nozzles on the boom must not exceed 3/4 the length of the wingspan or rotor.

2. Nozzles must always point backward parallel with the air stream and never be pointed downward more than 45 degrees.

Where states have more stringent regulations, they should be observed.

The applicator should be familiar with and take into account the information covered in the [Aerial Drift Reduction Advisory Information](#).

### Information on Droplet Size

The most effective way to reduce drift potential is to apply large droplets. Use the largest droplet size consistent with acceptable efficacy. Applying larger droplets reduces drift potential but will not prevent drift if applications are made improperly or under unfavorable environmental conditions (see **Wind, Temperature and Humidity**, and **Temperature Inversions**).

Formation of very small droplets may be minimized by appropriate nozzle selection, by orienting nozzles away from the air stream as much as possible and by avoiding excessive spray boom pressure. For ground boom and aerial applications, use medium or coarser spray nozzles according to ASAE 572 definition for standard nozzles or a volume mean diameter (VMD) of 300 microns or greater for spinning atomizer nozzles.

### Controlling Droplet Size

- **Volume** - Use high flow rate nozzles to apply the highest practical spray volume. Nozzles with higher rated flows produce larger droplets. Use a minimum of 5 gallons of water per acre. Increase water volume to at least 10 gallons of water per acre if grass foliage or crop canopy is dense.
- **Pressure** - **DO NOT** exceed the nozzle manufacturer's recommended pressures. For many nozzle types, lower pressure produces larger droplets. When higher flow rates are needed, use higher flow rate nozzles instead of increasing pressure.
- **Number of Nozzles** - Use the minimum number of nozzles that provide uniform coverage.
- **Nozzle Orientation** - Orienting nozzles so that the spray is released parallel to the air stream produces larger droplets than other orientations and is recommended practice. Significant deflection from horizontal will reduce droplet size and increase drift potential.
- **Nozzle Type** - Use a nozzle type that is designed for the intended application. With most nozzle types, narrower spray angles produce larger droplets. Consider using low-drift nozzles. Solid-stream nozzles oriented straight back produce the largest droplets and the lowest drift.

### Boom Length

For some use patterns, reducing the effective boom length to less than 3/4 of the wingspan or rotor length may further reduce drift without reducing swath width.

### Application Height

Applications should not be made at a height greater than 10 feet above the top of the largest plants unless a greater height is required for aircraft safety. Making applications at the lowest height that is safe reduces exposure of droplets to evaporation and wind.

### Swath Adjustment

When applications are made with a crosswind, the swath will be displaced downwind. Therefore, on the up and downwind edges of the field, the applicator must compensate for this displacement by adjusting the path of the aircraft upwind. Swath adjustment distance should increase with increasing drift potential (higher wind, smaller droplets, etc.).

### Wind

Drift potential is lowest between wind speeds of 2-10 mph. However, many factors, including droplet size and equipment type, determine drift potential at any given speed. Application should be avoided below 2 mph due to variable wind direction and high inversion potential.

**NOTE:** Local terrain can influence wind patterns. Every applicator should be familiar with local wind patterns and how they affect spray drift.

### Temperature and Humidity

Low humidity and high temperatures increase the evaporation of spray droplets and, therefore, the likelihood of increased spray drift. Avoid spraying during conditions of low humidity and/or high temperatures. When making applications in low relative humidity, set up equipment to produce larger droplets to compensate for evaporation. Droplet evaporation is most severe when conditions are both hot and dry.

### Temperature Inversions

Applications should not occur during a temperature inversion because drift potential is high. Temperature inversions restrict vertical air mixing, which causes small suspended droplets to remain in a concentrated cloud. This cloud can move in unpredictable directions due to the light variable winds common during inversions. Temperature inversions are characterized by increasing temperatures with altitude and are common on nights with limited cloud cover and light to no wind. They begin to form as the sun sets and often continue into the morning. Their presence can be indicated by ground fog; however, if fog is not present, inversions can also be identified by the movement of smoke from a ground source or an aircraft smoke generator. Smoke that layers and moves laterally in a concentrated cloud (under low wind conditions) indicates an inversion, while smoke that moves upward and rapidly dissipates indicates good vertical air mixing.

### Sensitive Areas

The pesticide should only be applied when the potential for drift to adjacent sensitive areas (e.g. residential areas, bodies of water, known habitat for threatened or endangered species, or nontarget crops) is minimal (e.g. when wind is blowing away from the sensitive areas).

### Ground Application Methods and Equipment (Broadcast)

For ground boom applications, apply with nozzle height no more than 4 feet above ground or crop canopy.

**DO NOT** apply when conditions favor drift from target area or when windspeed is greater than 10 mph.

**Water Volume:** Use 5-20 gallons of spray solution. In the West and in the High and Rolling Plains Region (see regional descriptions in **Table 1**), **DO NOT** use less than 10 gallons of spray solution per acre.

**Spray Pressure:** Use 40-60 psi (measured at the boom, not at the pump or in the line). When crop and weed foliage are dense, use a maximum of 20 gallons of water and 60 psi.

**Application Equipment:** Use standard high-pressure pesticide flat fan or hollow cone nozzles spaced up to 20 inches apart. **DO NOT** use flood, whirl chamber, or controlled droplet applicator (CDA) nozzles as erratic coverage can cause inconsistent weed control. When tall weeds such as volunteer corn are to be controlled, the boom should be high enough to cover the entire plant. Refer to the nozzle manufacturer's directions for recommended height. When a crop such as cotton is 24 inches or taller and the grasses are below the crop canopy, use drop nozzles to ensure good coverage of the grass species.

**DO NOT** use selective application equipment such as recirculating sprayers or wiper applicators.

### Ground Application (Banding)

**Poast® herbicide** may be applied by banding to control annual grasses. Banding is not recommended for perennial grasses.

Follow **Ground Application Methods and Equipment (Broadcast)** instructions for band applications. When applying **Poast** by banding, determine the amount of herbicide and water volume needed using the following formula:

$\frac{\text{Bandwidth in inches}}{\text{Row width in inches}}$	x	Broadcast rate per acre	=	Banding herbicide rate per acre
$\frac{\text{Bandwidth in inches}}{\text{Row width in inches}}$	x	Broadcast volume per acre	=	Banding water volume per acre

### Spot or Small Area Application

**DO NOT** make spot treatments in addition to broadcast or band treatments. When using knapsack sprayers or high-volume spray equipment with hand guns or other suitable nozzle arrangements, prepare a 1% - 1.5% solution of **Poast** in water unless otherwise specified under specific crops. Use a concentration of 0.5% for **Dash® HC** and **Sundance® HC spray adjuvants**, or 1% for oil concentrate. Prepare the desired volume of spray solution by mixing the amount of **Poast** and the amount of **Dash HC**, **Sundance HC** or oil concentrate in water according to **Tables 5 and 6**.

## Rescue Treatment for Controlling Selected Annual Grasses

If **Poast® herbicide** cannot be applied at the recommended time, larger annual grasses may be controlled with a later application by increasing the rate of **Poast** (see **Table 3**). **DO NOT** exceed the maximum rate per acre, per season for specific crops (see **Table 7**).

### III. Additives

To achieve consistent weed control, always use one of the following additives: **Dash® HC**, **Sundance® HC**, methylated/modified seed oil, or crop oil concentrate. In addition, urea ammonium nitrate or ammonium sulfate is recommended for use on alfalfa, beans, cotton, flax, peanuts, peas, potatoes, soybeans, **Poast Protected™** field corn, sugar beets, and sunflowers to enhance activity on certain grass species. See **Table 4. Additive Rates Per Acre** for more information. However, when used in many vegetable crops under the following conditions, **Poast** plus adjuvants should be used with caution due to potential crop leaf injury: when the temperature exceeds 90° F and the relative humidity is 60% or greater, or anytime the temperature exceeds 100° F, regardless of the humidity.

Because most nitrogen solutions are mildly corrosive to galvanized, mild steel, and brass spray equipment, rinse the entire spray system with water soon after use. UAN and AMS are not registered in California.

Consult a BASF representative or local agricultural authority for more information on the use of additives.

#### Dash HC, Sundance HC, Crop Oil Concentrate, or Methylated Seed Oils

A crop oil concentrate must contain either a petroleum or vegetable oil base and must meet all of the following criteria:

- be non-phytotoxic,
- contain only EPA-exempt ingredients,
- provide good mixing quality in the jar test, and
- be successful in local experience.

The exact composition of suitable products will vary; however, vegetable and petroleum oil concentrates should contain emulsifiers to provide good mixing quality.

Highly refined vegetable oils have proven more satisfactory than unrefined vegetable oils. For more information, see **Compatibility Test for Mix Components**. For most crops, **Dash HC** or **Sundance HC** may be substituted for crop oil concentrate or methylated seed oil; however, for some crops and tank mixes, **Dash HC**, **Sundance HC** and MSO are not recommended. See section **VI. Crop-Specific Information** for more information.

#### Nitrogen Source

- **Urea Ammonium Nitrate (UAN)**: Commonly referred to as 28%, 30%, or 32% nitrogen solution, UAN may be used in addition to **Dash HC**, **Sundance HC**, or crop oil concentrate to improve weed control. **DO NOT** use brass or aluminum nozzles when spraying UAN.
- **Ammonium Sulfate (AMS)**: AMS per acre may be substituted for UAN. When liquid AMS is used,

3.0 quarts of 8-8-0 analysis may be substituted for 2.5 pounds of dry AMS. Use high-quality AMS (spray grade) to avoid plugging of nozzles. Other sources of nitrogen are not as effective as those mentioned. If the AMS is added directly to the spray tank, add slowly while agitating. Adding the mix too quickly may clog outlet lines. Be sure the AMS is completely dissolved before adding any other products. BASF does not recommend applying AMS if applied in less than 10 gallons per acre because of potential problems with precipitation in reduced volumes.

UAN and AMS are not registered in California.

### IV. General Tank Mixing Information

#### Tank Mix Partners/Components

The following products, listed with associated common names, may be tank mixed with **Poast** according to the specific tank mixing instructions in this label and respective product labels.

- atrazine
- **Basagran®**/bentazon
- **Betamix®**/desmedipham + phenmedipham
- **Betanex®**/desmedipham
- **Blazer®**/acifluorfen
- **Bronate®**/bromoxynil + MCPA
- **Buctril®**/bromoxynil
- **Clarity®**/dicamba
- **Classic®**/chlorimuron
- **Cobra®**/lactofen
- **Dual®**/metolachlor
- **Dual II®**/metolachlor
- **FirstRate®**/cloransulam-methyl
- **Flexstar®**/fomesafen
- **Frontier®**/dimethenamid
- **Galaxy®**/bentazon + acifluorfen
- glyphosate (e.g. **Roundup®**)
- **Guardsman®**/atrazine + dimethenamid
- **Harness®**/acetochlor
- **Laddok® S-12**/bentazon + atrazine
- **Liberty®**/glufosinate
- **Marksman®**/atrazine + dicamba
- MCPA
- metribuzin
- **Pursuit®**/imazethapyr
- **Pursuit® DG**/imazethapyr
- **Pursuit® W**/imazethapyr
- **Pursuit® W DG**/imazethapyr
- **Raptor®**/imazamox
- **Reflex®**/fomesafen
- **Reliance® STS®**/chlorimuron + thifensulfuron
- **Resource®**/flumiclorac
- **Sencor® DF**/metribuzin
- **Staple®**/pyrithiobac
- **Stellar®**/flumiclorac + lactofen
- **Stinger®**/clopyralid
- **Storm®**/bentazon + acifluorfen
- **Surpass®**/acetochlor
- **Synchrony® STS**/chlorimuron + thifensulfuron
- **Touchdown®**/sulfosate
- **UpBeet®**/triflurosulfuron
- 2,4-D amine
- 2,4-DB
- 2,4-D (LVE)

See section **VI. Crop-Specific Information** for more details. Read and follow the applicable restrictions and limitations and **Directions For Use** on all products involved in tank mixing. The most restrictive labeling applies to tank mixes.

Separate applications should be made if all target weeds are not at the labeled growth stage for treatment at the same time.

Physical incompatibility, reduced weed control, or crop injury may result from mixing **Poast** with other pesticides (fungicides, herbicides, insecticides, or miticides), additives, or fertilizers. BASF does not recommend using tank mixes other than those listed on BASF labeling. Local agricultural authorities may be a source of information when using other than BASF-recommended tank mixes.

## Compatibility Test for Mix Components

Before mixing components, always perform a compatibility jar test.

For 20 gallons per acre spray volume, use 3.3 cups (800 ml) of water. For other spray volumes, adjust rates accordingly. Only use water from the intended source at the source temperature.

Add components in the sequence indicated in the **Mixing Order** using 2 teaspoons for each pound or 1 teaspoon for each pint of recommended label rate per acre.

Always cap the jar and invert 10 cycles between component additions.



When the components have all been added to the jar, let the solution stand for 15 minutes. Evaluate the solution for uniformity and stability. The spray solution should not have free oil on the surface, nor fine particles that precipitate to the bottom, nor thick (clabbered) texture. If the spray solution is not compatible, repeat the compatibility test with the addition of a suitable compatibility agent. If the solution is then compatible, use the compatibility agent as directed on its label. If the solution is still incompatible, **DO NOT** mix the ingredients in the same tank.

### Mixing Order

- 1) **Water.** Begin by agitating a thoroughly clean sprayer tank three-quarters full of clean water.
- 2) **Agitation.** Maintain constant agitation throughout mixing and application.
- 3) **Products in PVA bags.** Place any product contained in water-soluble PVA bags into the mixing tank. Wait until all water-soluble PVA bags have fully dissolved and the product is evenly mixed in the spray tank before continuing.
- 4) **Water-dispersible products** (such as dry flowables, wettable powders, suspension concentrates, or suspensions).  
If an inductor is used, rinse it thoroughly after the component has been added.
- 5) **Water-soluble products.** If an inductor is used, rinse it thoroughly after the component has been added.
- 6) **Emulsifiable concentrates** (such as **Poast® herbicide** or oil concentrate when applicable). If an inductor is used, rinse it thoroughly after the component has been added.
- 7) **Water-soluble additives** (such as AMS or UAN when applicable). If an inductor is used, rinse it thoroughly after the component has been added.
- 8) **Remaining quantity of water.** Maintain constant agitation during application.

**Table 1. Standard Application Rates and Timing - Annual Grasses**

All application rate and timing recommendations are based on growing region. Therefore, refer to the maps below and descriptions below to ensure application accuracy. Follow the **Application Rate and Timing** tables for your region only. Refer to **Table 7** for the maximum allowable use rates for specific crop and use sites.

Annual Grass	Midwest, South, and Northeast		West & High and Rolling Plains	
				
	Maximum Height	Rate Per Acre (pints)	Maximum Height	Rate Per Acre (pints)
Barnyardgrass	8"	1.0	8"	1.5
Crabgrass, Large <sup>1</sup>	6"	1.0	4"	1.5
, Smooth <sup>1</sup>	6"	1.0	4"	1.5
Cupgrass, Southwestern	—	—	8"	1.5
, Woolly	8"	1.0	—	—
Fescue, Tall (seedling)	6"	1.5	—	—
Foxtail, Giant	8"	1.0	8"	1.5
, Green	8"	1.0	8"	1.5
, Yellow	8"	1.0	8"	1.5
Goosegrass	6"	1.0	4"	1.5
Itchgrass	4"	2.0	—	—
Johnsongrass (seedling)	8"	1.0	8"	1.5
Junglerice	8"	1.0	8"	1.5
Lovegrass	6"	1.5	—	—
Millet, Wild Proso	10"	0.5	10"	1.0
Oats, Tame	6"	1.5	—	—
, Wild <sup>1</sup>	4"	1.0	4"	1.5
Orchardgrass (seedling)	6"	1.5	—	—
Panicum, Browntop	8"	1.0	8"	1.5
, Fall	8"	1.0	8"	1.5
, Texas	8"	1.0	8"	1.5
Red Rice <sup>1</sup>	4"	2.0	—	—
Ryegrass, Annual	8"	1.0	8"	1.5
Sandbur, Field	3"	1.25	—	—
Shattercane/Wildcane <sup>1</sup>	18"	1.0	18"	1.5
Signalgrass, Broadleaf	8"	1.0	8"	1.5
Sprangletop, Red <sup>3</sup>	8"	1.0	8"	1.5
Stinkgrass	6"	1.5	—	—
Volunteer <sup>2,4</sup> Barley <sup>1</sup>	4"	1.5	4"	2.0
Corn <sup>1</sup>	20"	1.0	12"	1.5
Oats <sup>1</sup>	4"	1.5	4"	2.0
Rye <sup>1</sup>	4"	1.5	4"	2.0
Wheat <sup>1</sup>	4"	1.5	4"	2.0
Witchgrass <sup>1</sup>	8"	1.0	8"	1.5

<sup>1</sup> Add nitrogen to the crop oil concentrate to improve grass control on indicated species.  
<sup>2</sup> Apply **Poast® herbicide** before tillering.  
<sup>3</sup> **Poast** is not recommended for use on red sprangletop in California, Arizona, or western New Mexico.  
<sup>4</sup> In the West Region, volunteer cereals that emerge from late spring through early summer (May through July) may be partially or incompletely controlled because of unfavorable conditions at application time.

**Regional Descriptions**



**West & High and Rolling Plains:** An area of the western United States, including western Texas, Oklahoma and Kansas, west of a line running north from Del Rio to Gainesville, Texas, and extending along Interstate 35 to the Oklahoma-Kansas border, then west along border to Highway 83 and then north to the Kansas-Nebraska border, west to Colorado, all of Colorado to the Continental Divide, then west of the Continental Divide north to the US-Canada border.

**Midwest, South, and Northeast:** All other regions not listed above.



**Table 2. Standard Application Rates and Timing — Perennial Grasses<sup>1</sup>**


All application rate and timing recommendations are based on growing region. Therefore, refer to the maps below and descriptions in **Table 1** to ensure application accuracy. Follow the **Application Rate and Timing** tables for your region only. Refer to **Table 7** for the maximum allowable use rates for specific crop and use sites.

Perennial Grass	Midwest, South, and Northeast		West & High and Rolling Plains	
				
Standard Initial Application	Maximum Height	Rate Per Acre (pints)	Maximum Height	Rate Per Acre (pints)
Bermudagrass	6" stolon	1.5	6" stolon	2.0 <sup>2</sup> -2.5
Guineagrass	8"	2.5	—	—
Johnsongrass (Rhizome)	25"	1.5	10"	1.5 <sup>2</sup> -2.5
Johnsongrass (No-Till)	20"	1.5	—	—
Muhly, Wirestem	6"	1.25	—	—
Quackgrass <sup>1</sup>	8"	1.5	8"	2.5
Ryegrass, Perennial	8"	1.5	8"	1.5
Torpedograss	8"	2.5	—	—
Sequential Application	Maximum Height	Rate Per Acre (pints)	Maximum Height	Rate Per Acre (pints)
Bermudagrass	4" stolon	1.0	4" stolon	1.5 <sup>2</sup>
Guineagrass	8"	2.5	—	—
Johnsongrass (Rhizome)	12"	1.0	8"	1.0 <sup>2</sup> -1.5
Johnsongrass (No-Till)	12"	1.0	—	—
Muhly, Wirestem	6"	1.25	—	—
Quackgrass <sup>1</sup>	8"	1.0	8"	1.5
Ryegrass, Perennial	8"	1.5	8"	1.5
Torpedograss	8"	2.5	—	—

<sup>1</sup> Add nitrogen to the crop oil concentrate to improve grass control on indicated species. Cultivate 7-14 days after an initial or sequential application to aid control.

<sup>2</sup> Use 2.5 pints per acre for the following forage crops: alfalfa, clover, birdsfoot trefoil, sainfoin.

**Table 3. Special Application Rates and Timing for Midwest, South and Northeast**

Annual Grass				
	Special Early Maximum Height	Early Rate Per Acre (pints)	Rescue Maximum Height	Rescue Rate Per Acre (pints)
Barnyardgrass	4"	0.75 <sup>1</sup>	12"	1.5
Crabgrass, Large <sup>3</sup>	—	—	8"	1.5
, Smooth <sup>3</sup>	—	—	8"	1.5
Foxtail, Giant <sup>2</sup>	4"	0.75	16"	1.5
, Green <sup>2</sup>	4"	0.75	16"	1.5
, Yellow <sup>2</sup>	—	—	16"	1.5
Goosegrass	3"	0.75	8"	1.5
Johnsongrass (seedling)	—	—	16"	1.5
Millet, Wild Proso	10"	0.50	24"	1.0
Panicum, Fall	4"	0.75	12"	1.5
, Texas	4"	0.75	12"	1.0
Signalgrass, Broadleaf	4"	0.75	12"	1.5
Volunteer Corn <sup>3</sup>	12"	0.75	—	—

<sup>1</sup> In the following states use 1.0 pint: AL, AR, FL, GA, LA, MS, NC, SC, TN, TX, and VA.

<sup>2</sup> For flax, use 0.5 pint per acre when foxtails are less than 1.5" high. When using the special early rate, the foxtail species should not have started to tiller.

<sup>3</sup> Add nitrogen to the crop oil concentrate to improve grass control on indicated species.

<b>Additive</b>	<b>Ground Application</b>	<b>Aerial Application</b>
AMS	2.5 pounds	2.5 pounds
<b>Dash® HC/Sundance® HC</b>	1.0 pint	1.0 pint
Crop Oil Concentrate	2.0 pints	2.0 pints
Methylated Seed Oils/MSO	1.5 pints	1.5 pints
UAN Solution	4.0-8.0 pints	4.0-8.0 pints

<b>Spray Solution Volume</b>	<b>Amount of Product to be Added</b>					
	<b>Poast® herbicide (1.0%)</b>	<b>or</b>	<b>Poast (1.5%)</b>	<b>Oil Concentrate (1.0%)</b>	<b>or</b>	<b>Dash HC/Sundance HC (0.5%)</b>
1 gallon	1.3 fl oz		1.9 fl oz	1.3 fl oz		0.6 fl oz
3 gallons	3.8 fl oz		5.8 fl oz	3.8 fl oz		1.9 fl oz
5 gallons	6.4 fl oz		9.6 fl oz	6.4 fl oz		3.2 fl oz
25 gallons	2.0 pints		3.0 pints	2.0 pints		1.0 pint
50 gallons	4.0 pints		6.0 pints	4.0 pints		2.0 pints
100 gallons	8.0 pints		12.0 pints	8.0 pints		4.0 pints

2 tablespoons = 1 fluid ounce

<b>Grass</b> (See <b>Tables 1, 2, and 3</b> for the complete list of grasses controlled.)	<b>Concentration in Spray Solution<sup>1</sup></b>			
	<b>Poast</b>	<b>Crop Oil Concentrate/Methylated Seed Oil</b>	<b>or</b>	<b>Dash HC/Sundance HC</b>
<b>Annual grasses up to 6" height</b>	1.0%	1.0%		0.5%
<b>Annual grasses up to 12" height</b>	1.5%	1.0%		0.5%
<b>Perennial grasses<sup>2</sup></b>	1.5%	1.0%		1.0%

<sup>1</sup> Refer to **Table 5. Spot Treatment Dilution** for preparing the desired solution volume.  
<sup>2</sup> Repeat application as needed.

---

## V. General Restrictions and Limitations - All Crops

---

- **Maximum seasonal use rate:** See **Table 7** for crop-specific maximum seasonal use rates.
- **Preharvest Interval:** See **Table 7** for crop-specific preharvest intervals.
- **Restricted-Entry Interval (REI): 12 hours**
- Avoid all direct or indirect contact with any desired grass crop unless otherwise recommended on the **Poast® herbicide** label.
- **Stress: DO NOT** apply to grasses or crops under stress due to lack of moisture, hail damage, flooding, herbicide injury, mechanical injury, or widely fluctuating temperatures, as unsatisfactory control may result. In irrigated areas, it may be necessary to irrigate before application to insure active weed growth.
- **DO NOT** apply to crops that show **injury** (leaf phytotoxicity or plant stunting) produced by any other prior herbicide applications because this injury may be enhanced or prolonged.
- **DO NOT** apply as a **preplant** or **preemergence treatment** before planting grass crops, such as corn, millet, or sorghum, unless otherwise specified on supplemental labeling.
- **DO NOT** use UAN or AMS in California.
- **DO NOT** use **selective application equipment** such as recirculating sprayers, wiper applicators, or shielded applicators.
- **Rainfast Period: Poast** is rainfast **1 hour** after application.
- **DO NOT** apply through any type of **irrigation** equipment.
- **DO NOT** plant other crops to be harvested for 30 days after application unless **Poast** is registered for use on that crop.

**Table 7. Crop-Specific Restrictions and Limitations for Poast® Herbicide**

<b>Crop</b>	<b>Minimum Time From Application to Harvest (PHI)</b>	<b>Maximum Rate Per Acre Per Application</b>	<b>Maximum Rate Per Acre Per Season</b>	<b>Livestock Grazing or Feeding</b>	<b>Aircraft Application</b>
Alfalfa, birdsfoot trefoil, and sainfoin <sup>1</sup>	14 days before cutting for (dry) hay	2.5 pints	6.5 pints	Yes	Yes
Alfalfa, birdsfoot trefoil, and sainfoin <sup>1</sup> (Undried)	7 days before grazing, feeding, or cutting for (undried) forage	2.5 pints	6.5 pints	Yes	Yes
Apricot	25 days	2.5 pints	5.0 pints	n/a	No
Artichoke, Globe	7 days	2.5 pints	5.0 pints	No	Yes
Asparagus	1 day	2.5 pints	5.0 pints	No	Yes
Avocado (nonbearing) <sup>1</sup>	1 year	2.5 pints	7.5 pints	n/a	No
Beans <sup>1</sup> , Dry	30 days	2.5 pints	4.0 pints	Yes	Yes
, Succulent	15 days	2.5 pints	4.0 pints	Yes	Yes
Beet (Garden)	60 days	2.5 pints	5.0 pints	No	Yes
Blueberry <sup>1</sup>	30 days	2.5 pints	5.0 pints	No	Yes
Brassica <sup>1</sup> including: Broccoli (including Chinese & Raab), Brussels Sprouts, Cabbage (Bok Choy, Chinese Mustard, Napa), Cauliflower, Collards, Kale, Kohlrabi, Mustard Greens, Rape Greens	30 days <sup>1</sup>	1.5 pints	3.0 pints	No	Yes
Bulb Vegetables including: Garlic, Leek, Onion (Dry Bulb & Green), Shallot	30 days	1.5 pints	4.5 pints	No	Yes
Caneberries <sup>1</sup> including: (All varieties and/or hybrids of these) Blackberry, Raspberry (Red, Black), Loganberry, Youngberry	45 days	2.5 pints	5.0 pints	No	Yes
Canola/Crambe/Rapeseed <sup>1</sup>	60 days	2.5 pints	5.0 pints	No	Yes
Carrot	30 days	2.5 pints	5.0 pints	No	Yes
Cherries (sweet and sour)	25 days	2.5 pints	5.0 pints	n/a	No
Citrus <sup>1</sup>	15 days	2.5 pints	10.0 pints	No	No
Clover	7 days before grazing, feeding, or cutting for (undried) forage	2.5 pints	6.5 pints	Yes	Yes
Clover hay	20 days before grazing, feeding, or cutting for (dry) hay	2.5 pints	6.5 pints	Yes	Yes
Corn ( <b>Poast Protected™</b> field corn) <sup>1</sup>	60 days (grain or fodder) 45 days (forage and silage)	1.5 pints	3.0 pints	Yes	Yes
Cotton <sup>1</sup>	40 days	2.5 pints	7.5 pints	No	Yes
Cranberry <sup>1</sup>	60 days	2.5 pints	5.0 pints	No	Yes
Cucurbits <sup>1</sup> including: Cantaloupes (all), Cucumber, Gherkin, Honeydew Melon, Muskmelon (all), Pumpkin, Squash (all), Watermelon	14 days <sup>1</sup>	1.5 pints	3.0 pints	No	Yes
Date (nonbearing) <sup>1</sup>	1 year	2.5 pints	7.5 pints	n/a	No
Deciduous Trees, Non-food Crop Areas, Fallow Land <sup>1</sup>	n/a	2.5 pints	n/a	No	No
Fig (nonbearing) <sup>1</sup>	1 year	2.5 pints	7.5 pints	n/a	No
Flax <sup>1</sup>	75 days	1.5 pints	4.0 pints	Yes	Yes

**Table 7. Crop-Specific Restrictions and Limitations for Poast® Herbicide (Continued)**

Crop	Minimum Time From Application to Harvest (PHI)	Maximum Rate Per Acre Per Application	Maximum Rate Per Acre Per Season	Livestock Grazing or Feeding	Aircraft Application
Fruiting Vegetables <sup>1</sup> including: Eggplant, Groundcherry, Pepino, Peppers (all) <sup>1</sup> , Tomatillo, Tomato <sup>1</sup>	20 days <sup>1</sup>	1.5 pints	4.5 pints	No	Yes
Grape <sup>1</sup>	50 days	2.5 pints	5.0 pints	No	No
Head & Petiole Type Vegetables <sup>1</sup> Cardoon, Celery <sup>1</sup> , Celery (Chinese), Celtuce, Fennel (Florence), Lettuce (Head), Radicchio, Rhubarb <sup>1</sup> , Swiss Chard	30 days <sup>1</sup>	1.5 pints	3.0 pints	No	Yes
Horseradish <sup>1</sup>	60 days	2.5 pints	5.0 pints	No	No
Leafy Vegetables Amaranth, Arugula, Chervil, Chrysanthemum (Edible, Garland), Cilantro, Corn Salad, Cress (Garden, Upland), Dandelion, Dock, Endive (Escarole), Lettuce (Leaf), Orach, Parsley, Purslane (Garden, Winter), Spinach (including New Zealand & Vine)	15 days	1.5 pints	3.0 pints	No	Yes
Lentil <sup>1</sup>	50 days	2.5 pints	4.0 pints	No	Yes
Mint <sup>1</sup>	20 days	2.5 pints	5.0 pints	No	Yes
Nectarine	25 days	2.5 pints	5.0 pints	n/a	No
Olives (nonbearing) <sup>1</sup>	1 year	2.5 pints	7.5 pints	n/a	No
Orchard floor middles <sup>1</sup>	n/a	0.5 pint	0.5 pint	n/a	No
Peach	25 days	2.5 pints	5.0 pints	n/a	No
Peanut <sup>1</sup>	40 days	1.5 pints	2.5 pints	No	Yes
Peas, Dry , Succulent	30 days 15 days	2.5 pints 2.5 pints	4.0 pints 4.0 pints	Yes Yes	Yes Yes
Pistachio <sup>1</sup>	15 days	2.5 pints	10 pints	n/a	No
Plum (nonbearing) <sup>1</sup>	1 year	2.5 pints	7.5 pints	n/a	No
Pome Fruits <sup>1</sup> including: Apples, Crabapples, Pears, and Quince	14 days	2.5 pints	7.5 pints	No	No
Pomegranate (nonbearing) <sup>1</sup>	1 year	2.5 pints	7.5 pints	n/a	Yes
Potatoes <sup>1</sup> , Field , Sweet (East US) , Sweet (West US)	30 days 30 days 60 days	2.5 pints 2.5 pints 1.5 pints	5.0 pints 5.0 pints 5.0 pints	No No No	Yes Yes Yes
Prune (nonbearing) <sup>1</sup>	1 year	2.5 pints	7.5 pints	n/a	No
Tuberous & Corm Vegetables Arracacha, Arrowroot, Artichoke (Chinese, Jerusalem), Canna (Edible), Cassava (Bitter, Sweet), Chayote Root, Chufa, Dasheen (Taro), Ginger, Leren, Potato <sup>1</sup> , Tanier, Tumeric, Yam Bean, Yam (True)	30 days	2.5 pints	5.0 pints	No	Yes
Set Aside Conservation Land <sup>1</sup>	n/a	2.5 pints	7.5 pints	n/a	Yes
Soybean <sup>1</sup>	75 days	2.5 pints	5.0 pints	Only seed and hay	Yes
Strawberry <sup>1</sup>	7 days	2.5 pints	2.5 pints	No	Yes
Sugar Beet <sup>1</sup>	60 days	2.5 pints	5.0 pints	Yes	Yes
Sunflower <sup>1</sup>	70 days	2.5 pints	2.5 pints	No	Yes
Tobacco <sup>1</sup>	42 days	1.5 pints	4.0 pint	No	Yes
Tree Nuts <sup>1</sup>	15 days	2.5 pints	10.0 pints	No	No

<sup>1</sup> See **VI. Crop-Specific Information** for more details concerning use restrictions and PHI exceptions.  
n/a = not applicable.

## VI. Crop-Specific Information

### Crops Grown For Seed

**Poast® herbicide** is recommended for use on all crops on this label when they are grown for seed production. Use the **Poast** rates given for each food crop listed in other sections on this label. Slight modifications in application methods may be required for certain seed crops due to crop canopy or different cultural methods from the corresponding food crop.

### Field Crops

Always add 1.0 pint of **Dash® HC** or **Sundance® HC spray adjuvant**, or 2 pints of oil concentrate per acre. Add 4.0-8.0 pints of UAN or 2.5 pounds of AMS to control crabgrass, volunteer corn and all volunteer cereals. UAN and AMS are not registered in California.

### Beans, Dry

**Poast** may be applied in a tank mix with one of the following herbicides:

- Basagran®**
- Frontier®**

### Canola/Crambe/Rapeseed

Not registered in California.  
Processed meal may be fed.

### Corn, Field

**Only Poast Protected™ field corn hybrids are tolerant to Poast applications. Severe crop injury will occur to corn hybrids not designated as Poast Protected corn.**

Not for use in California.

Over-the-top applications of **Poast** in **Poast Protected** field corn may be made until the onset of pollen shed provided the appropriate preharvest intervals are met.

**DO NOT** apply **Poast** after pollination occurs.

**Poast** may be applied in a tank mix with one of the following herbicides:

- atrazine
- Basagran**
- Dual® & Dual II®**
- Frontier**
- Guardsman®**
- Harness®**
- Laddok® S-12**
- Surpass®**
- 2,4-D (LVE)

### Cotton

Processed meal may be fed to animals.

**Poast** may be applied in a tank mix with one of the following herbicides: (including herbicides registered for use in cotton tolerant to glyphosate and bromoxynil):

- Buctril®**
- glyphosate (e.g. **Roundup®**)
- Staple®**

For best grass control, apply **Poast** 3 days prior to **Staple**.

### Flax

Not registered in California

Processed meal may be fed to animals.

**Poast** may be applied in a tank mix with one of the following herbicides:

- Bronate®**
- Buctril**
- MCPA**

**Buctril**, **MCPA** or **Bronate** herbicides applied with **Poast** may cause leaf burn, retarded growth, and delayed maturity of the crop.

### Tank Mixing Restrictions (partial list)

**DO NOT** delay spraying broadleaf weeds even though grassy weeds are not in the correct stage for treatment.

**DO NOT** add AMS or UAN solution to a tank mix of **Poast + Buctril** or **MCPA** or **Bronate**.

### Lentil

Not registered in California.

### Mint

**Poast** may be applied in a tank mix with one of the following herbicides:

- Basagran**
- Buctril**

### Peanut

Processed meal may be fed to animals.

**Poast** may be applied in a tank mix with one of the following herbicides.

- Basagran**
- Blazer®**
- Storm®**
- 2,4-DB

### Soybean

In California, the maximum rate per acre per application is 2.0 pints.

Only processed meal from seed or hay may be fed to animals.

**Poast® herbicide** may be applied in a tank mix with one of the following herbicides (including uses in **RoundUp Ready®, Liberty Link®** and **STS®** varieties):

- Basagran®**
- Blazer®**
- Classic®**
- Cobra®**
- FirstRate®**
- Flexstar®**
- Frontier®**
- Galaxy®**
- glyphosate (e.g. **Roundup®**)
- Liberty®**
- Pursuit®**
- Pursuit® DG**
- Pursuit® W DG**
- Raptor®**
- Reflex®**
- Reliance® STS**
- Resource®**
- Stellar®**
- Storm®**
- Synchrony® STS**
- Touchdown®**
- 2,4-D (LVE)\*

\* For use as preplant burndown only.

#### **Tank Mix Specific Restrictions**

Tank mixes of **Poast** with **Basagran + Blazer, Galaxy** or **Storm** herbicides are not for use in California.

**DO NOT** use MSO with any tank mix combination except with **Basagran, Pursuit** or **Raptor herbicides**.

### **Sugar Beets**

Processed pulp and molasses may be fed to animals.

**Poast** may be applied in a tank mix with one of the following herbicides:

- Betamix®**
- Betanex®**
- Stinger®**
- UpBeet®**

**Poast** may be tank mixed with other postemergence herbicides that are registered for use on sugar beet varieties tolerant to those herbicides.

#### **Tank Mixing Restrictions**

Not for use in California.

The use of UAN solution or AMS with a **Poast + Betamix/Betanex** tank mix is not recommended.

**DO NOT** use **Poast + Betamix/Betanex** if grasses to be controlled include rhizome Johnsongrass, quackgrass, Bermudagrass, wirestem muhly, volunteer corn, shatter-cane, red rice, or itchgrass.

### **Sunflower**

Commercially released varieties of sunflower are tolerant to **Poast** at all stages of growth; however, leaf speckling has been occasionally observed on sunflowers with no corresponding reduction in vigor or growth. **Poast** is not recommended for use on sunflower inbred lines grown for seed because crop safety of these lines has not been adequately established.

Processed meal and soapstock may be fed to animals.

### **Tobacco**

Not registered in California.

**1st application:** Make the first application to plantbed seedlings up to 4 weeks prior to transplanting to the field. Maximum application rate: 1 pint/acre.

**2nd application:** The second application may follow up to 3 weeks after transplanting. Maximum application rate: 1.5 pints/acre

**3rd application:** The third application may be made up to 7 weeks after transplanting. Maximum application rate: 1.5 pints/acre.

**Poast** may be applied at the seedbed stage of growth.

### **Forage Crops**

#### **Alfalfa, Birdsfoot Trefoil, Clover, Sainfoin**

**Poast** may be applied to seedling or established alfalfa and clover grown for hay, silage, green chop, direct grazing, or for seed.

**Mowing:** The best control of annual grasses can be achieved by applying **Poast** before grass weeds are mowed. Once a grass is mowed it becomes tougher to control, as much of the leaf surface may be removed, putting the grass under stress. In areas without a killing frost, some annuals can overwinter after having been mowed a number of times. These grasses can form large crowns and contain many viable buds. A large crown, even if it is an annual grass, may require repeated applications of **Poast** for partial or complete control.

#### **Tank Mixing in Alfalfa, Birdsfoot Trefoil and Sainfoin Only**

**Poast** may be applied in a tank mix with 2,4-DB.

#### **Tank Mix Specific Restrictions**

**DO NOT** add UAN solution or AMS to a tank mix of **Poast + 2,4-DB**.

**DO NOT** use **Poast + 2,4-DB** in the High and Rolling Plains of Texas, western Oklahoma, western Kansas, and eastern New Mexico.

#### **IRRIGATED ALFALFA, CLOVER, BIRDSFOOT TREFOIL, AND SAINFOIN:**

Irrigation practices can be very critical to the successful use of **Poast** and may be necessary to start grass weeds growing again. Generally, applications 2-4 days after an irrigation are most effective because:

- grasses resume active growth,
- grasses have less chance to grow too large,
- by waiting later, the clover or alfalfa begins to canopy and interferes with spray coverage.

Irrigation shortly after application (2 days) can be effective, but more consistent grass control is obtained when the irrigation is made before the application.

### Annual Grass Control

Apply **Poast® herbicide** at the grass sizes and rates indicated in **Tables 1** and **3**. If a grass has been cut, apply **Poast** after the regrowth reaches the minimum height (so there will be enough leaf area for absorption) and before it exceeds the maximum height indicated.

Apply before the clover or alfalfa canopies cover the grasses and interfere with the spray coverage. Also, applications after a clover or alfalfa cutting may need to be timed to follow an irrigation or rainfall which will allow the grasses to regrow to a treatable size.

Some annual grasses are spring- and summer-germinating plants, while others are fall-germinating plants, and the time they are actively growing and most susceptible to **Poast** may vary from area to area. Also, some annuals germinate over a long time, and because control of small grasses is desired, applications after each weed flush may be needed. As a general guideline, spray spring- and summer-germinating grasses as early in the season as possible. The optimum application timing may occur very early in the spring after initial green up. Spray fall-germinating weeds in the fall soon after they begin growing but before any killing frosts. Late fall applications may be less effective due to environmental changes, such as frosts or the onset of flowering.

### Perennial Grass Control

**Poast** effectively controls or suppresses perennial grasses, such as Bermudagrass, Johnsongrass, quackgrass, wirestem muhly, and perennial ryegrass. See **Table 2**. However, their growth characteristics are such that they are more difficult to control than annual grasses, especially in a perennial crop such as established alfalfa or clover. A program of repeated applications is usually necessary for best results.

The most economical way of controlling perennial grasses is to do so in the year of stand establishment before rhizomes or stolons become large and difficult to kill. The field should be disked before seeding to thoroughly fragment rhizomes or stolons.

In summer and fall seedings, cool season grasses (quackgrass, wirestem muhly, and perennial ryegrass) can become very competitive under cool fall conditions. Fall applications of **Poast** will reduce late season grass growth and limit the ability of grasses to accumulate nutrient reserves in roots and rhizomes.

In established stands, it is important to begin applying in the spring when conditions favor active growth and before storage tissues have increased their nutrient reserves. Additional applications should be made on any grass regrowth in later cuttings.

### Interseeded Oats

Oats interseeded with clover, alfalfa, birdsfoot trefoil, and sainfoin may be killed by applying **Poast**. Their removal allows the seedling crops to grow with less competition.

This application should be made before the interseeded oats reach the boot stage or later to be most effective.

### Fruit and Nut Crops

#### Blueberry

Not registered in California.

#### Caneberries

Aircraft use not registered in California.

#### Citrus

Pulp and waste may be fed to livestock.

#### Cranberry

Not registered in California.

#### Grape

Pomace and raisin waste may be fed to animals.

#### Pistachio

**Poast** should only be applied as a directed spray to the grove floor for bearing pistachio trees.

#### Pome Fruits

Pressed or processed apple waste may be fed to animals.

#### Strawberry

Not for aircraft application in California.

#### Tree Nuts

**Poast** may be used for grass control and suppression in bearing or nonbearing tree nuts. Tree nuts are very tolerant to **Poast**; **Poast** may be applied over the top of small, nonbearing trees or as a directed spray on larger trees.

**DO NOT** apply **Poast** with another pesticide whose label cautions against use with oil adjuvants.

In almond, only almond hulls may be fed to animals.

### Nonbearing Fruit and Nut Crops

For nonbearing areas, always add 2 pints of oil concentrate per acre.

The nonbearing crops that **Poast** may be applied to are:

**Avocado**

**Plum**

**Date**

**Pomegranate**

**Fig**

**Prune**

**Olive**

To minimize the potential for tree injury, direct the spray away from the leaves as much as possible.



## Set Aside Conservation Reserve Land, Fallow Acreage

**Broadleaf Cover Crops:** The growth of broadleaf cover crops such as alfalfa, clover, lespedeza, trefoils, and vetches will not be affected by **Poast**<sup>®</sup> herbicide.

**Grass Cover Crops:** Most seeded grass crops such as oats, Sudangrass, tall fescue, orchardgrass, bromegrasses, ryegrass, or timothy will be injured or killed by **Poast**; therefore, **DO NOT** use **Poast** if injury to these grass cover crops is undesirable.

Seeded grass cover crops may be injured or killed.

### Restrictions and Limitations (partial list)

**DO NOT** harvest or graze cover crops other than alfalfa, clover, birdsfoot trefoil, or sainfoin treated with **Poast**.

This use is applicable only for the Midwest, South, and Northeast areas or east of the Rocky Mountains (see maps in **Table 1**).

For alfalfa cover crops, **DO NOT** apply **Poast** within 7 days of grazing, feeding, or cutting for (undried) forage, or within 14 days of cutting alfalfa for (dry) hay.

For alfalfa cover crops, **DO NOT** apply more than a total of 6.5 pints of **Poast** per acre in one season.

**Poast** may be applied in a tank mix with one of the following herbicides:

- Clarity<sup>®</sup>
- glyphosate (e.g. Roundup<sup>®</sup>)
- Marksman<sup>®</sup>
- 2,4-D

## Interseeded Cover Crops

### Poast Activity on the Cover Crop

Grass cover crops controlled or suppressed by this use include wheat, oats, and barley, or any grass crop for which **Poast** is labeled. **Poast** will selectively control grass cover crops in seedling nongrass or broadleaf field, forage, or vegetable crops without injury. In addition, **Poast** will control any annual grasses that have emerged since planting. The slow-dying grass can provide a protective mulch for the primary crop seedlings for up to 3 weeks after applying **Poast**.

Apply **Poast** to cereals that are 3-4" in height (before tillering). **DO NOT** allow cereals to exceed this height as excessive competition and lack of control may occur.

## Noncrop Areas

### Deciduous Trees, Nonfood Crop Areas, Fallow Land

#### DECIDUOUS TREES,

#### NONFOOD CROP AREAS, FALLOW LAND:

**Poast** may be used in noncrop areas including rights-of-way, roadsides and other paved areas, along fences and hedgerows, public buildings, recreation areas, industrial sites, storage yards, airports, electric transformer stations,

pipeline pumping stations, sewage disposal areas, on potting and top soils, uncultivated agricultural areas, and general indoor or outdoor sites.

**Poast** is not recommended for use on red sprangletop in California, Arizona or western New Mexico.

**Notice to user:** Due to variability within species and in application techniques, neither the manufacturer nor the seller has determined whether or not **Poast** can be safely used on all varieties and species of nonbearing food crops and other nonfood crops under all conditions. Therefore, determine if **Poast** can be used safely before broad use in the following manner:

On a small test area, apply the recommended rate of **Poast** on nonbearing or nonfood crop species or varieties under the conditions expected to be encountered. Any adverse conditions should be visible within 7 days.

#### ORCHARD FLOOR MIDDLES:

#### **Growth Management in Orchard Floor Middles**

**Poast** and 2,4-D dimethylamine can be used in a tank mix for growth management in orchard floor middles to reduce the number of mechanical mowings needed during a season. **Poast** and 2,4-D dimethylamine can be safely applied for growth management in the following cool season grasses and mixtures: Kentucky bluegrass, perennial ryegrass, and tall fescue. Some degree of discoloration of the turf may occur. However, the turf will regrow and green up as effects of the treatment wear off. Make one application per season from the following options:

- **Poast** and 2,4-D dimethylamine can be applied during the spring or summer when growth management is desired. **DO NOT** apply during bloom or within 3 days of a mowing.
- An optimal timing for application is after sod green up in the spring (before any mowing) or 3 days after the initial mowing of the season is made.
- A prebloom treatment is recommended as any broadleaf weeds such as dandelions can be controlled before they hamper fruit pollination. This treatment will provide 5-8 weeks of growth management depending on the sod makeup (e.g. grass species, amount of broadleaf weeds present, etc.), environmental conditions and the desired maintenance height of the middles.

See section **III. Additives and Mixing Order** for details.

#### Tank Mix Specific Restrictions

Make no more than 1 application of this tank mix per growing season.

**DO NOT** apply if rainfall or irrigation is expected within 6 hours after application as growth management effects will probably be unsatisfactory.

**DO NOT** apply to a grass sod that is less than 2 years old.

**DO NOT** apply to newly established orchards. Trees must be at least 1-year old and in vigorous condition.

**DO NOT** apply this tank mix within 14 days of harvest of apples and pears.

**DO NOT** apply this tank mix within one year of harvest of nonbearing plums. Not registered for use in California.

## Vegetable Crops

Allow a minimum of 14 days between sequential applications.

Always add oil concentrate at 2 pints per acre. However, when the temperature exceeds 90° F and the relative humidity is 60% or greater, or anytime the temperature exceeds 100° F regardless of the humidity, **Poast® herbicide** plus adjuvants should be used with caution due to potential leaf injury.

### Brassica Vegetables

Mustard greens may be harvested 14 days after the last application. All other brassica vegetable crops may be harvested no sooner than 30 days after the last application.

### Curcubit Vegetables

Cantaloupe may be harvested 3 days after the last application. All other curcubit vegetable crops may be harvested no sooner than 14 days after the last application.

### Fruiting Vegetables

Peppers may be harvested 7 days after the last application. All other fruiting vegetable crops may be harvested no sooner than 20 days after the last application. Tomato waste may be fed to animals.

### Head and Petiole Vegetables

In Florida, celery may be harvested 14 days after the last application. All other head and petiole vegetable crops may be harvested no sooner than 30 days after the last application.

### Horseradish

Not for use in California.

### Potato and Tomato

In case of heavy infestations of quackgrass in potato, use 2.5 pints of **Poast** per acre followed by 1.5 pints per acre sequentially if needed.

Potato and tomato wastes may be fed to animals.

**Tank mixes:** **Poast** may be applied in a tank mix with other herbicides, such as metribuzin-containing products, in potato and tomato. The most restrictive labeling applies to tank mixes. Refer to section **IV. General Tank Mixing Information** for further instructions.

### **Specific Restrictions for Tank Mixing with Metribuzin-containing Products**

This tank mix not applicable to California.

**DO NOT** apply this tank mix to sweet potato or yams. Apply only if there have been at least 3 successive days of sunny weather before application or crop injury may occur.

**DO NOT** add UAN solution or AMS to a **Poast** + metribuzin tank mix.

**DO NOT** use this tank mix if grasses to be controlled include rhizome Johnsongrass, quackgrass, Bermudagrass, wirestem muhly, volunteer corn or cereal, shattercane, red rice, or itchgrass.

Apply only to russetted or white-skinned varieties of potato that are not early maturing.

**DO NOT** apply this tank mix within 60 days of potato harvest.

**DO NOT** treat transplanted tomatoes within 14 days of transplanting. Tomatoes must have recovered from transplant shock and new growth must be evident.

**DO NOT** treat seeded tomatoes until plants have reached the 5-6 leaf stage.

### Sweet Potato

Eastern US includes AL, FL, GA, LA, MS, NC, SC, TN, TX and VA.

Western US includes AZ, CA, ID, NV, OR and WA.

### Rhubarb

Rhubarb grown only in IL, IN, MI, MN, and WI may be harvested up to **15 days PHI**.

Aircraft application not registered.

Weeds listed in this label	
Common Name	Scientific Name
Barnyardgrass (Watergrass)	<i>Echinochloa crus-galli</i>
Bermudagrass (Wiregrass)	<i>Cynodon dactylon</i>
Crabgrass, Large	<i>Digitaria sanguinalis</i>
, Smooth	<i>Digitaria ischaemum</i>
Cupgrass, Southwestern	<i>Eriochloa gracillis</i>
, Woolly	<i>Eriochloa villosa</i>
Fescue, Tall	<i>Festuca arundinacea</i>
Foxtail, Giant (Pigeongrass)	<i>Setaria faberi</i>
, Green	<i>Setaria viridis</i>
, Yellow	<i>Setaria glauca</i>
Goosegrass	<i>Eleusine indica</i>
Itchgrass	<i>Rottboellia exaltata</i>
Johnsongrass	<i>Sorghum halepense</i>
Junglerice	<i>Echinochloa colonum</i>
Lovegrass	<i>Eragrostis</i> sp.
Millet, Wild Proso	<i>Panicum miliaceum</i>
Muhly, Wirestem	<i>Muhlenbergia frondosa</i>
Oats, Tame	<i>Avena sativa</i>
, Wild	<i>Avena fatua</i>
Orchardgrass	<i>Dactylis glomerata</i>
Panicum, Browntop	<i>Panicum fasciculatu</i>
, Fall	<i>Panicum dichotomiflorum</i>
, Texas	<i>Panicum texanum</i>
Quackgrass	<i>Agropyron repens</i>
Red Rice	<i>Oryza sativa</i>
Ryegrass, Annual	<i>Lolium multiflorum</i>
, Perennial	<i>Lolium perenne</i>
Sandbur, Field	<i>Cenchrus incertus</i>
Shattercane/Wildcane	<i>Sorghum bicolor</i>
Signalgrass, Broadleaf	<i>Brachiaria platyphylla</i>
Sprangletop, Red	<i>Leptochloa filiformis</i>
Stinkgrass	<i>Eragrostis cilianensis</i>
Volunteer Barley	<i>Hordeum vulgare</i>
Corn	<i>Zea mays</i>
Oats	<i>Avena sativa</i>
Rye	<i>Secale Cereale</i>
Wheat	<i>Triticum aestivum</i>
Witchgrass	<i>Panicum capillare</i>

Crops	
This product may be used on the following crops:	
Alfalfa	Head and Petiole Vegetables
Apricot	Horseradish
Artichoke	Leafy Vegetables
Asparagus	Lentil
Avocado*	Mint
Beans	Nectarine
Beet, Garden	Olive*
Birdsfoot Trefoil	Peach
Blueberry	Peanut
Brassica Crops	Peas, dry & succulent
Bulb Vegetables	Pistachio
Caneberries	Plum*
Canola/Crambe	Pome Fruits
Carrot	Pomegranate*
Cherry	Potato
Citrus	Prune*
Clover	Root & Tuberous Vegetables
Corn, ( <b>Poast Protected™</b> ) field	Sainfoin
Cotton	Soybean
Cranberry	Strawberry
Cucurbits	Sugar Beet
Date*	Sunflower
Fig*	Tobacco
Flax	Tree Nuts
Fruiting Vegetables	Other Nonbearing & Nonfood Areas
Grape	
<b>*Nonbearing crop only.</b> Look inside for complete restrictions and limitations and <b>Application Instructions.</b>	

## Conditions of Sale and Warranty

The **Directions For Use** of this product reflects the opinion of experts based on field use and tests. The directions are believed to be reliable and must be followed carefully. However, it is impossible to eliminate all risks inherently associated with use of this product. Crop injury, ineffectiveness or other unintended consequences may result because of such factors as weather conditions, presence of other materials, or use of the product in a manner inconsistent with its labeling, all of which are beyond the control of BASF CORPORATION ("BASF") or the Seller. All such risks shall be assumed by the Buyer. BASF warrants that this product conforms to the chemical description on the label and is reasonably fit for the purposes referred to in the **Directions For Use**, subject to the inherent risks, referred to above.

TO THE EXTENT CONSISTENT WITH APPLICABLE LAW, BASF MAKES NO OTHER EXPRESS OR IMPLIED WARRANTY OF FITNESS OR MERCHANTABILITY OR ANY OTHER EXPRESS OR IMPLIED WARRANTY. TO THE EXTENT CONSISTENT WITH APPLICABLE LAW, BASF AND THE SELLER DISCLAIM ANY LIABILITY FOR CONSEQUENTIAL, SPECIAL OR INDIRECT DAMAGES RESULTING FROM THE USE OR HANDLING OF THIS PRODUCT. BASF and the Seller offer this product, and the Buyer and User accept it, subject to the foregoing **Conditions of Sale and Warranty** which may be varied only by agreement in writing signed by a duly authorized representative of BASF.

**Basagran, Clarity, Dash, Frontier, Galaxy, Guardsman, Marksman, Poast, Pursuit, Raptor, and Storm** are registered trademarks and **Poast Protected** is a trademark of BASF.

**Betamix, Betanex, Liberty** and **LibertyLink** are registered trademarks of Bayer Crop Science GmbH.

**Buctril, Bronate, and Sencor** are registered trademarks of Bayer AG.

**Classic, Reliance, Staple, STS, Synchrony** and **UpBeet** are registered trademarks of E.I. duPont de Nemours and Company.

**Dual, Dual II, Flexstar, Reflex** and **Touchdown** are registered trademarks of Syngenta Crop Protection, Inc.

**FirstRate, Stinger** and **Surpass** are registered trademarks of Dow AgroSciences LLC.

**Harness, Roundup** and **RoundUp Ready** are registered trademarks of Monsanto Company.

**Cobra, Resource** and **Stellar** are registered trademarks of Valent U.S.A. Corporation.

**Sundance** is a registered trademark of Rosen's, Inc.

**Laddok** is a registered trademark of Micro Flo Company.

**Blazer** is a registered trademark of United Phosphorus, Inc.

© 2006 BASF Corporation  
All rights reserved.

007969-00058.20061219.NVA 2006-04-025-0319  
Based on: NVA 2006-04-025-0262

BASF Corporation  
Agricultural Products  
26 Davis Drive  
Research Triangle Park, NC 27709

  
The Chemical Company