

Ants•No•More®

Ant Bait Station

Ants•No•More

The ANTS•NO•MORE Ant Bait Station is placed outdoors by simply sticking it in the ground, or indoors by inserting it into the soil of



planters. Place wherever foraging ants are causing a problem - around homes, buildings, near shrubs, trees, flower beds or planter boxes. The foraging ants enter the Ant Bait Station and take the bait from one of two compartments back to the nest. You eliminate the foraging ant problem by eliminating the heart of the problem - the nest.


The Ant Bait Station is made of rugged green polypropylene - so it blends with outdoor surroundings. The twin-bait compartments allow use of two different baits simultaneously. It is highly tamperproof, waterproof, and due to its innovative design the bait will not spill out of the entry points.



Worldwide Solutions In Pest Control Since 1924™

Feature	Advantage	Benefit
Tamper resistant lid	Prevents accidental opening.	Safe to use around children and pets.
Two bait compartments	Accommodates all types of baits.	Users choice of gel, granular or liquid bait.
Interior sliding bait stop	Reduces bait spillage.	Greater safety and reduced bait cost.
Waterproof	Can be used in wet environments including indoor & outdoor sprinkling systems.	Baits last longer, flexibility of use.
Informative trap lid	Identifies target pest and product.	Eliminates misuse.
Stake design	Easy placement.	Saves time.
Color	Blends with environment.	Inconspicuous.
UV protection	Reduces UV rays to bait attractant.	Bait remains effective longer.
Durable polypropylene	Rugged one piece construction.	Stronger, long lasting.
Multiple entry holes	Increased ant movement in and out of trap.	Quicker elimination of ant colony.

ANTS•NO•MORE® ANT BAIT STATION





To Open

- Line up arrow on body with center mark on lift tab.
- Push up on lid.
- Push back across opening.
- Lid will easily pop up.

To Bait

A different bait - granular, gel, or liquid - can be placed in each of the two compartments.

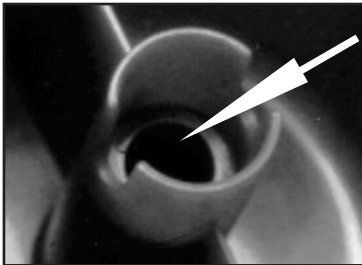


To Close

Lid snaps on at any position.

To Place

Place in the ground up to the first entry and exit holes.

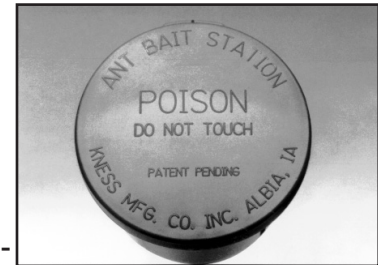


Sliding Bait Stop

Interior sliding bait stop is in position. This prevents spillage when the trap is inverted. Provides greater safety and reduces bait cost.

Informative Trap Lid


Identifies unit as an ant bait station which contains poison.



Suggested Area for Placement

- Any area where foraging ants are active.
- Cracks in foundation.
- Area below bath, and kitchen windows.
- Air conditioning entry points.
- Wood piles.

Ants-No-More Replacement Cup



DESCRIPTION	STOCK#	CARTON SIZE	CASE PACK	WT	MASTER CARTON UPC CODE
Ants•No•More 6 x 2 pack	107-0-004	9½" x 7" x 9½"	12	3	200-43312-10023-9
Ants•No•More 36 x 2 pack	107-0-005	21½" x 19" x 10¾"	72	17	300-43312-10023-6
Ants•No•More 12 bulk	107-0-002	9¾" x 8¼" x 8¾"	12	3	Professional Pest Control Sales Only
Ants•No•More 175 bulk	107-0-006	24" x 16½" x 17¾"	200	50	Professional Pest Control Sales Only
Ants•No•More Replacement Cup	107-0-014	5¾" x 3½" x 2¾"	48	1	Professional Pest Control Sales Only



Kness Mfg. Co., Inc.

2053 Hwy. 5 South, P.O. Box 70, Albia, Iowa U.S.A. 52531-0070
Toll-Free 1-800-247-5062 1-641-932-7846 FAX 1-641-932-2456

Web Site: www.kness.com